

Date: July 19, 2018

Listing Department BSE Limited 25 th Floor, Phiroze Jeejeebhoy Towers Dalal Street, Fort Mumbai-400 001 Tel No. 022- 22723121 Fax No. 022- 22721919 STOCK CODE: 523704	Listing Department The National Stock Exchange of India Limited Exchange Plaza, C-1, Block G, Bandra Kurla Complex, Bandra (E), Mumbai – 400 051 Tel No.: 022- 26598100 Fax No. 022-26598120 STOCK CODE: MASTEK
---	---

Dear Sir(s)/Ma'am(s),


Sub: - Shareholding pattern as per Regulation 31 of SEBI (Listing Obligations and Disclosure Requirements) Regulations, 2015 for the quarter ended June 30, 2018.

Please find attached the Quarterly Shareholding Pattern as per Regulation 31 of SEBI (Listing Obligations and Disclosure Requirements) Regulations, 2015 for the quarter ended June 30, 2018.

You are requested to, take the same on record.

Thanking you
Yours faithfully

For MASTEK LIMITED



Dinesh Kalani
Company Secretary

Encl: - As above



1. Name of Listed Entity: Mastek Limited
2. Scrip Code/Name of Scrip/Class of Security: MASTEK
3. Share Holding Pattern Filed under: 31b
4. Share Holding Pattern as on : 30-Jun-2018
5. **Declaration:** The Listed entity is required to submit the following declaration to the extent of submission of information:-

Sr. No.	Particulars	Yes/No
1	Whether the Listed Entity has issued any partly paid up shares?	No
2	Whether the Listed Entity has issued any Convertible Securities?	No
3	Whether the Listed Entity has any shares against which depository receipts are issued?	No
4	Whether the Listed Entity has any shares in locked-in?	No
5	Whether any shares held by promoters are pledge or otherwise encumbered?	No
6	Whether the Listed Entity has issued any differential Voting Rights?	No
7	Whether the Listed Entity has issued any Warrants ?	No



Table I - Summary Statement holding of specified securities

Category (I)	Category of shareholder (II)	Nos. of shareholders (III)	No. of fully paid up equity shares held (IV)	No. of Partly paid-up equity shares held (V)	No. of shares underlying Depository Receipts (VI)	Total nos. shares held (VII) = (IV)+(V)+(VI)	Shareholding as a % of total no. of shares (calculated as per SCRR, 1957) (VIII) As a % of (A+B+C2)	Number of Voting Rights held in each class of securities				No. of Shares Underlying Outstanding convertible securities (including Warrants) (X)	Shareholding, as a % assuming full conversion of convertible securities (as a percentage of diluted share capital) XI= (VII)+(X) As a % of (A+B+C2)	Number of Locked in shares		Number of Shares pledged or otherwise encumbered		Number of equity shares held in dematerialized form (XIV)
								No of Voting Rights			Total as a % of (A+B+C)			No. (a)	As a % of total Shares held b)	No. (a)	As a % of total Shares held b)	
								Class eg: X	Class eg: y	Total								
A	Promoter & Promoter Group	15	11153660	0	0	11153660	47.01	11153660	0	11153660	47.01	0	47.01	0	0.00			11153660
B	Public	19873	12574290	0	0	12574290	52.99	12574290	0	12574290	52.99	0	52.99	0	0.00			12415961
C	Non Promoter-Non Public	0	0	0	0	0	0.00	0	0	0	0.00	0	0.00	0	0.00	0	0.00	0
C1	Shares underlying DRs	0	0	0	0	0	0.00	0	0	0	0.00	0	0.00	0	0.00			0
C2	Shares held by Employee Trusts	0	0	0	0	0	0.00	0	0	0	0.00	0	0.00	0	0.00			0
	Total	19888	23727950	0	0	23727950	100.00	23727950	0	23727950	100.00	0	100.00	0	0.00			23569621



Table II - Statement showing shareholding pattern of the Promoter and Promoter Group

Category & Name of the Shareholders (I)	No. of share holder (III)	No. of fully paid up equity shares held (IV)	Partly paid-up equity shares held (V)	Nos. of shares underlying Depository Receipts (VI)	Total nos. shares held (VII = IV+V+VI)	Shareholding % calculated as per SCRR, 1957 As a % of (A+B+C2) (VIII)	Number of Voting Rights held in each class of securities (IX)			No. of Shares Underlying Outstanding convertible securities (including Warrants) (X)	Shareholding as a % assuming full conversion of convertible securities (as a percentage of diluted share capital) (XI) = (VII)+(X) as a % of A+B+C2	Number of Locked in shares (XII)		Number of Shares pledged or otherwise encumbered (XIII)		Number of equity shares held in dematerialized form (XIV)	
							No of Voting Rights					Total as a % of Total Voting rights	No. (a)	As a % of total Shares held (b)	No. (a)		As a % of total shares held (b)
							Class X	Class Y	Total								
1	Indian	0	0	0	0	0.00	0	0	0	0.00	0	0.00			0		
a	Individuals/Hindu undivided Family	8	7036032	0	0	7036032	29.65	7036032	0	7036032	29.65	0	0.00			7036032	
	CHINMAY ASHANK DESAI	1	71600	0	0	71600	0.30	71600	0	71600	0.30	0	0.00			71600	
	AVANTI DESAI	1	81600	0	0	81600	0.34	81600	0	81600	0.34	0	0.00			81600	
	ASHANK DESAI	1	3099552	0	0	3099552	13.06	3099552	0	3099552	13.06	0	0.00			3099552	
	SUDHAKAR RAM	1	1588680	0	0	1588680	6.70	1588680	0	1588680	6.70	0	0.00			1588680	
	GIRIJA RAM	1	163600	0	0	163600	0.69	163600	0	163600	0.69	0	0.00			163600	
	USHA SUNDAR	1	460000	0	0	460000	1.94	460000	0	460000	1.94	0	0.00			460000	
	PADMA DESAI	1	155200	0	0	155200	0.65	155200	0	155200	0.65	0	0.00			155200	
	SUNDAR RADHAKRISHNAN	1	1415800	0	0	1415800	5.97	1415800	0	1415800	5.97	0	0.00			1415800	
b	Central Government/ State Government(s)	0	0	0	0	0.00	0	0	0	0.00	0	0.00				0	
c	Financial Institutions/ Banks	0	0	0	0	0.00	0	0	0	0.00	0	0.00				0	
d	Any Other (specify)	1	1000000	0	0	1000000	4.21	1000000	0	1000000	4.21	0	0.00			1000000	
	Other	1	1000000	0	0	1000000	4.21	1000000	0	1000000	4.21	0	0.00			1000000	
	Ram Family Trust I acting in capacity as trustee to Girija Ram)	1	1000000	0	0	1000000	4.21	1000000	0	1000000	4.21	0	0.00			1000000	

	Sub-Total (A)(1)	9	8036032	0	0	8036032	33.86	8036032	0	8036032	33.86	0	33.86	0	0.00		8036032
2	Foreign	0	0	0	0	0	0.00	0	0	0	0.00	0	0.00	0	0.00		0
a	Individuals (Non-Resident Individuals/ Foreign Individuals)	6	3117628	0	0	3117628	13.14	3117628	0	3117628	13.14	0	13.14	0	0.00		3117628
	VARUN SUNDAR	1	64000	0	0	64000	0.27	64000	0	64000	0.27	0	0.27	0	0.00		64000
	SAMVITHA SUDHAKAR RAM	1	103328	0	0	103328	0.44	103328	0	103328	0.44	0	0.44	0	0.00		103328
	KETAN MEHTA	1	2399100	0	0	2399100	10.11	2399100	0	2399100	10.11	0	10.11	0	0.00		2399100
	TANAY MEHTA	1	6400	0	0	6400	0.03	6400	0	6400	0.03	0	0.03	0	0.00		6400
	SHANKAR SUNDAR	1	64000	0	0	64000	0.27	64000	0	64000	0.27	0	0.27	0	0.00		64000
	RUPA KETAN MEHTA	1	480800	0	0	480800	2.03	480800	0	480800	2.03	0	2.03	0	0.00		480800
b	Government	0	0	0	0	0	0.00	0	0	0	0.00	0	0.00	0	0.00		0
c	Institutions	0	0	0	0	0	0.00	0	0	0	0.00	0	0.00	0	0.00		0
d	Foreign Portfolio Investor	0	0	0	0	0	0.00	0	0	0	0.00	0	0.00	0	0.00		0
e	Any Other (specify)	0	0	0	0	0	0.00	0	0	0	0.00	0	0.00	0	0.00		0
	Sub-Total (A)(2)	6	3117628	0	0	3117628	13.14	3117628	0	3117628	13.14	0	13.14	0	0.00		3117628
	Total Shareholding of Promoter and Promoter Group (A)= (A)(1)+(A)(2)	15	11153660	0	0	11153660	47.00	11153660	0	11153660	47.00	0	47.00	0	0.00		11153660

Table II- Unclaim Details

Details of Shares which remain unclaimed may be given here along with details such as number of shareholders, outstanding shares held in demat/unclaimed suspense account, voting rights which are frozen etc.	
No. of shareholders	No of share held
-	-




Table III - Statement showing shareholding pattern of the Public shareholder

Table A1 - Statement showing shareholding pattern of the Public shareholder																	
Category & Name of the Shareholders (I)		Nos. of No. of		Partly	Nos. of	Total nos.	Sharehol	Number of Voting Rights held in each			No. of Shares	Total	Number of		Number of		Number of
		shareh	fully paid	paid-up	shares	shares held	ding %	class of securities			Underlying	shareholding	Locked in		Shares		equity shares
		older	up equity	equity	underly	VII =	calculate	(IX)			Outstanding	, as a %	shares (XII)		pledged or		held in
		(III)	share s	shares	ing	IV+V+VI	d as per				convertible	assuming full			otherwise		dematerializ
		held (IV)	held	Deposit		SCRR,				securities	conversion of			encumbered		ed form	
			(V)	Receipt		1957				(including	convertible			(XIII)		(XIV)	
				s (VI)		As a %				Warrants)	securities (as						
						of				(X)	a percentage	No.	As a	No.	As a		
						(A+B+C				% of	of diluted	(a)	% of	(Not	% of		
						2) VIII	Class X	Clas	Tot al	Total	share capital)	es	total	appli	total		
							s Y		Voting	rights	(XI)	held	Shar	able	shares		
									rights			(b)	es)	held		
													held	(a)	(Not		
													(b)		applic		
															able)		
															(b)		
1	Institutions	0	0	0	0	0	0.00	0	0	0	0.00	0	0.00	0	0.00	0	0
a	Mutual Funds/ IDFC DYNAMIC EQUITY FUND	3	1228161	0	0	1228161	5.18	1228161	0	1228161	5.18	0	5.18	0	0.00		1228161
		1	1067761	0	0	1067761	4.50	1067761	0	1067761	4.50	0	4.50	0	0.00		1067761
b	Venture Capital Funds	0	0	0	0	0	0.00	0	0	0	0.00	0	0.00	0	0.00		0
c	Alternate Investment Funds	1	240000	0	0	240000	1.01	240000	0	240000	1.01	0	1.01	0	0.00		240000
	AMPERSAND GROWTH OPPORTUNITIE S FUND SCHEME- I	1	240000	0	0	240000	1.01	240000	0	240000	1.01	0	1.01	0	0.00		240000
d	Foreign Venture Capital Investors	0	0	0	0	0	0.00	0	0	0	0.00	0	0.00	0	0.00		0
e	Foreign Portfolio Investors	49	2724017	0	0	2724017	11.48	2724017	0	2724017	11.48	0	11.48	0	0.00		2723617
	GLOBEFLEX EMERGING MARKETS SMALL CAP, L.P.	1	296000	0	0	296000	1.25	296000	0	296000	1.25	0	1.25	0	0.00		296000
f	Financial Institutions/ Banks	3	79384	0	0	79384	0.33	79384	0	79384	0.33	0	0.33	0	0.00		79384
g	Insurance Companies	0	0	0	0	0	0.00	0	0	0	0.00	0	0.00	0	0.00		0
h	Provident Funds/ Pension Funds	0	0	0	0	0	0.00	0	0	0	0.00	0	0.00	0	0.00		0
i	Any Other (specify)	0	0	0	0	0	0.00	0	0	0	0.00	0	0.00	0	0.00		0
Sub-Total (B)(1)		56	4271562	0	0	4271562	18.00	4271562	0	4271562	18.00	0	18.00	0	0.00		4271162

2	Central Government/ State Government(s)/ President of India	0	0	0	0	0	0.00	0	0	0	0.00	0	0.00	0	0.00		0	
	Sub-Total (B)(2)	0	0	0	0	0	0.00	0	0	0	0.00	0	0.00	0	0.00		0	
3	Non-institutions	0	0	0	0	0	0.00	0	0	0	0.00	0	0.00	0	0.00	0	0.00	0
a	Individuals -	18860	6407806	0	0	6407806	27.00	6407806	0	6407806	27.00	0	27.00	0	0.00	0	0.00	6262616
i	Individual shareholders holding nominal share capital up to Rs. 2 lakhs.	18843	4900129	0	0	4900129	20.65	4900129	0	4900129	20.65	0	20.65	0	0.00			4754939
ii	Individual shareholders holding nominal share capital in excess of Rs. 2 lakhs.	17	1507677	0	0	1507677	6.35	1507677	0	1507677	6.35	0	6.35	0	0.00			1507677
b	NBFCs registered with RBI	5	4279	0	0	4279	0.02	4279	0	4279	0.02	0	0.02	0	0.00			4279
c	Employee Trusts	0	0	0	0	0	0.00	0	0	0	0.00	0	0.00	0	0.00			0
d	Overseas Depositories (holding DRs) (balancing figure)	0	0	0	0	0	0.00	0	0	0	0.00	0	0.00	0	0.00			0
e	Any Other (specify)	952	1890643	0	0	1890643	7.97	1890643	0	1890643	7.97	0	7.97	0	0.00			1877904
	Trusts	2	5144	0	0	5144	0.02	5144	0	5144	0.02	0	0.02	0	0.00			5144
	Overseas Corporate Bodies	1	200	0	0	200	0.00	200	0	200	0.00	0	0.00	0	0.00			0
	Non-Resident Indian (NRI)	298	129232	0	0	129232	0.54	129232	0	129232	0.54	0	0.54	0	0.00			118293
	Clearing member	87	39542	0	0	39542	0.17	39542	0	39542	0.17	0	0.17	0	0.00			39542
	Other	185	155641	0	0	155641	0.66	155641	0	155641	0.66	0	0.66	0	0.00			155641
	Bodies Corporate	373	1450187	0	0	1450187	6.11	1450187	0	1450187	6.11	0	6.11	0	0.00			1448587
	IL AND FS SECURITIES SERVICES LIMITED	1	384744	0	0	384744	1.62	384744	0	384744	1.62	0	1.62	0	0.00			384744
	IEPF	1	55318	0	0	55318	0.23	55318	0	55318	0.23	0	0.23	0	0.00			55318
	Foreign Nationals	5	55379	0	0	55379	0.23	55379	0	55379	0.23	0	0.23	0	0.00			55379
	Sub-Total (B)(3)	19817	8302728	0	0	8302728	34.99	8302728	0	8302728	34.99	0	34.99	0	0.00			8144799
	Total Public Shareholding (B)= (B)(1)+(B)(2)+(B)(3)	19873	12574290	0	0	12574290	52.99	12574290	0	12574290	52.99	0	52.99	0	0.00			12415961




Table III- Unclaim Details

Details of Shares which remain unclaimed may be given here along with details such as number of shareholders, outstanding shares held in demat/unclaimed suspense account, voting rights which are frozen etc.	
No. of shareholders	No of share held
-	-

Table III- Person in Concert

Details of the shareholders acting as persons in Concert including their Shareholding			
Name of shareholder	Name of PAC	No. of share	Holding %
-	-	-	-

Table IV - Statement showing shareholding pattern of the Non Promoter- Non Public shareholder

[illegible]